SUBURB FLYOVER REPORT

AINSLIE (HOUSE)

PREPARED BY: AUCTION ADVANTAGE, PH: 1300347655



Auction Advantage

Auction
Advantage

AINSLIE - Suburb Map

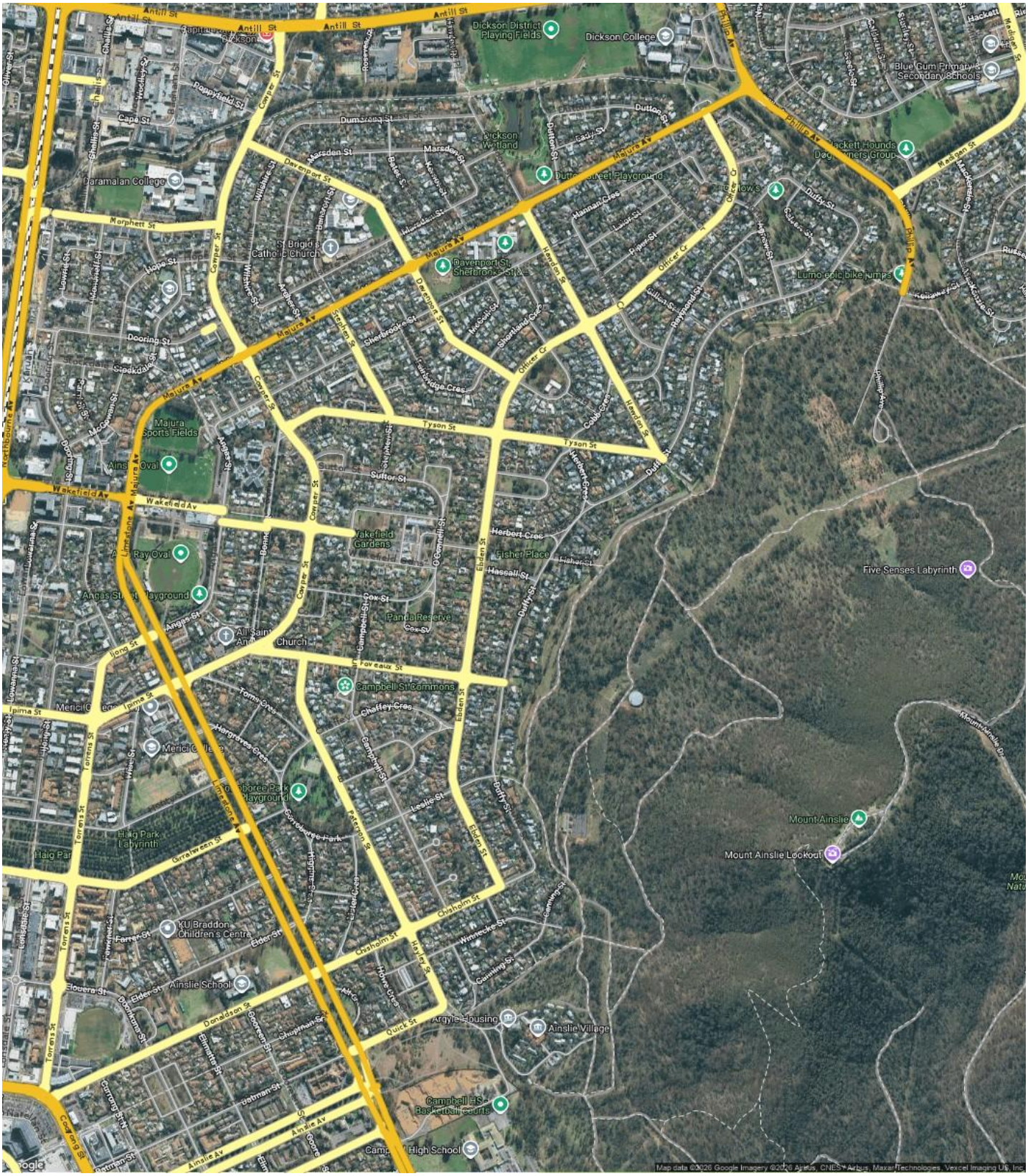

Prepared on 08/10/2026 by Auction Advantage. © Property Data Solutions Pty Ltd 2026 (pricefinder.com.au)

The materials are provided as an information source only. © The Property Insights are Territory Data, which is the property of the Australian Capital Territory. No part of it may in any form or by any means (electronic, mechanical, microcopying, photocopying, recording or otherwise) be reproduced, stored in a retrieval system or transmitted without prior permission. Enquiries should be directed to: Manager, Customer Services, Environment and Planning Directorate, GPO Box 158, Canberra ACT 2601.

Auction Advantage

AINSLIE - Sales Statistics (Houses)

Year	# Sales	Median	Growth	Low	High
2008	49	$ 590,000	0.0 %	$ 255,000	$ 1,160,000
2009	65	$ 562,000	-4.7 %	$ 200,000	$ 1,160,000
2010	54	$ 700,000	24.6 %	$ 467,500	$ 1,255,000
2011	64	$ 683,000	-2.4 %	$ 200,000	$ 1,100,000
2012	44	$ 637,500	-6.7 %	$ 53,500	$ 1,200,000
2013	59	$ 675,000	5.9 %	$ 119,000	$ 1,220,000
2014	57	$ 697,000	3.3 %	$ 410,000	$ 1,200,000
2015	55	$ 825,000	18.4 %	$ 275,000	$ 1,800,000
2016	53	$ 912,000	10.5 %	$ 300,000	$ 1,600,000
2017	56	$ 1,040,000	14.0 %	$ 380,000	$ 1,975,000
2018	56	$ 1,175,000	13.0 %	$ 275,000	$ 2,150,000
2019	50	$ 937,500	-20.2 %	$ 312,000	$ 1,840,000
2020	53	$ 1,200,000	28.0 %	$ 436,303	$ 2,450,000
2021	78	$ 1,472,500	22.7 %	$ 450,000	$ 2,775,000
2022	51	$ 1,530,000	3.9 %	$ 398,125	$ 2,450,000
2023	53	$ 1,500,000	-2.0 %	$ 753,502	$ 2,750,000
2024	51	$ 1,479,273	-1.4 %	$ 607,000	$ 3,700,000
2025	55	$ 1,450,000	-2.0 %	$ 760,000	$ 3,150,000
2026	30	$ 1,300,000	-10.3 %	$ 750,000	$ 2,550,000

Median Sale Price

$1.33m

Based on 38 recorded House sales within the last 12 months (Oct '25 - Sep '26)

Based on a rolling 12 month period and may differ from calendar year statistics

Suburb Growth

-7.8%

Current Median Price: $1,332,500
Previous Median Price: $1,445,000

Based on 96 recorded House sales compared over the last two rolling 12 month periods

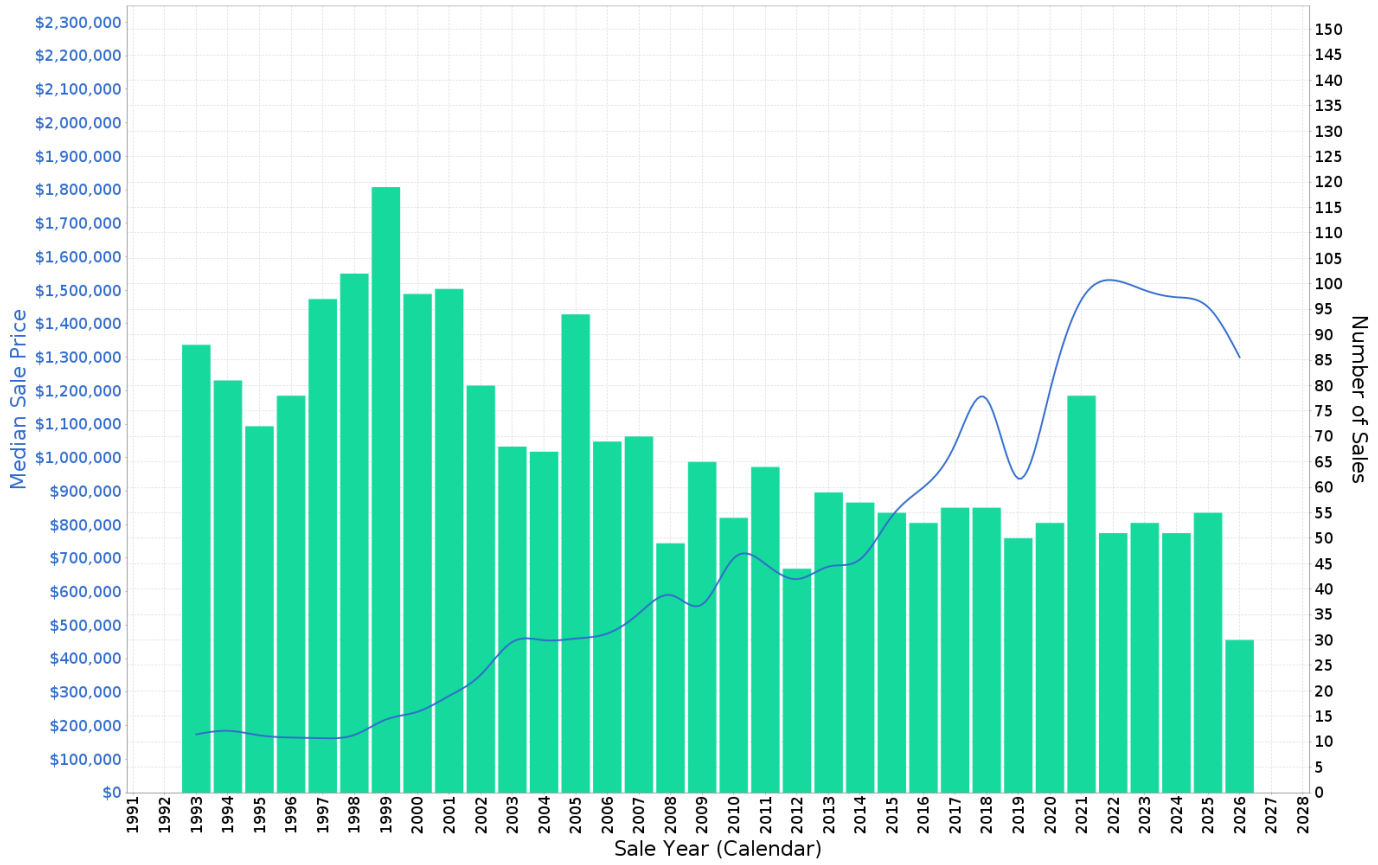

Prepared on 08/10/2026 by Auction Advantage. © Property Data Solutions Pty Ltd 2026 (pricefinder.com.au)

The materials are provided as an information source only. © The Property Insights are Territory Data, which is the property of the Australian Capital Territory. No part of it may in any form or by any means (electronic, mechanical, microcopying, photocopying, recording or otherwise) be reproduced, stored in a retrieval system or transmitted without prior permission. Enquiries should be directed to: Manager, Customer Services, Environment and Planning Directorate, GPO Box 158, Canberra ACT 2601.

Auction Advantage

AINSLIE - Peak Selling Periods (3 years)

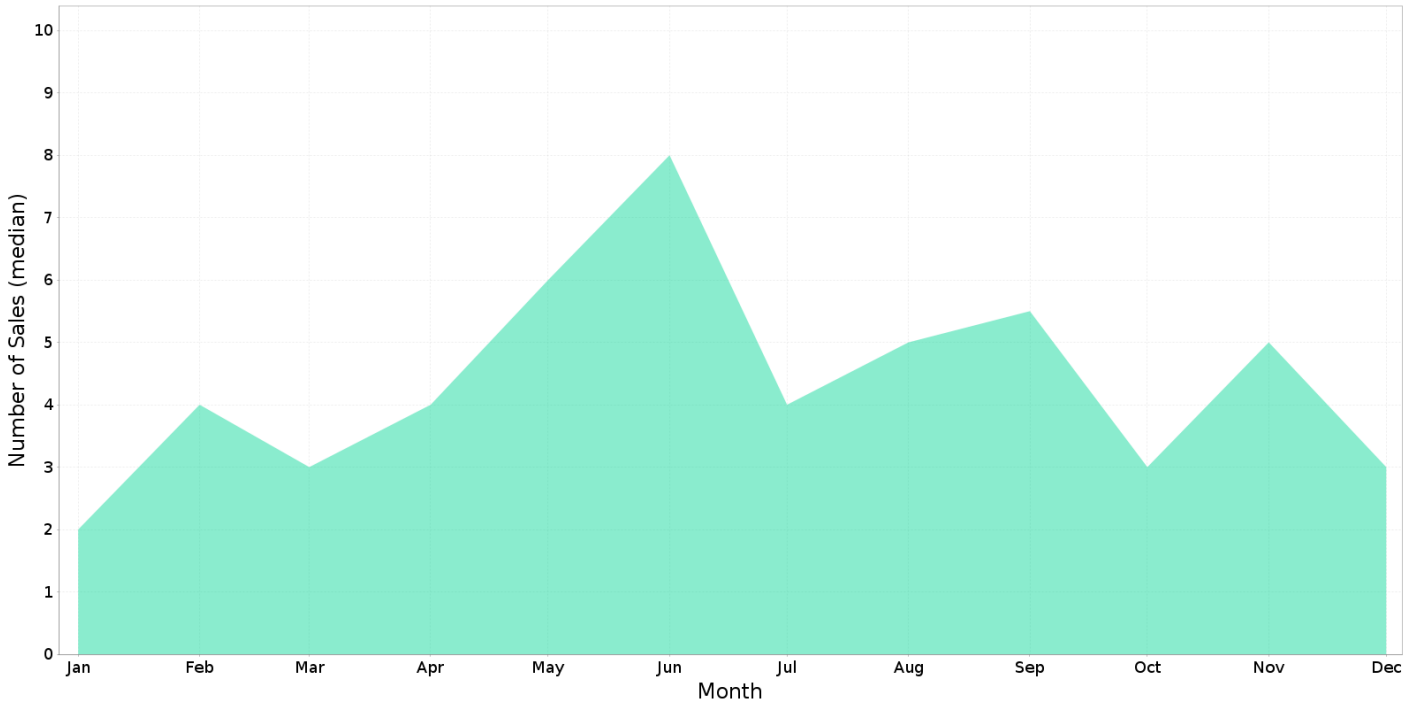

AINSLIE - Price Range Segments (12 months)

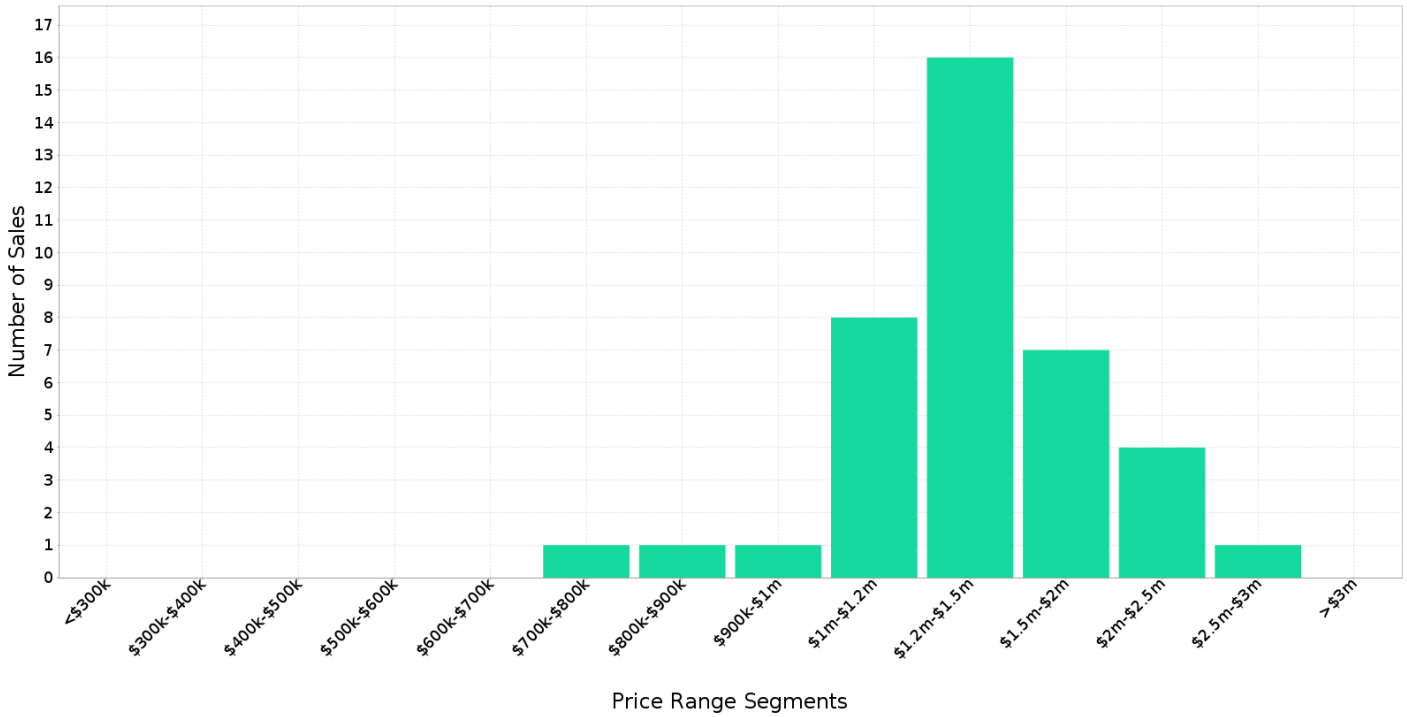

Prepared on 08/10/2026 by Auction Advantage. © Property Data Solutions Pty Ltd 2026 (pricefinder.com.au)

The materials are provided as an information source only. © The Property Insights are Territory Data, which is the property of the Australian Capital Territory. No part of it may in any form or by any means (electronic, mechanical, microcopying, photocopying, recording or otherwise) be reproduced, stored in a retrieval system or transmitted without prior permission. Enquiries should be directed to: Manager, Customer Services, Environment and Planning Directorate, GPO Box 158, Canberra ACT 2601.

Auction Advantage

Median Weekly Rents (Houses)

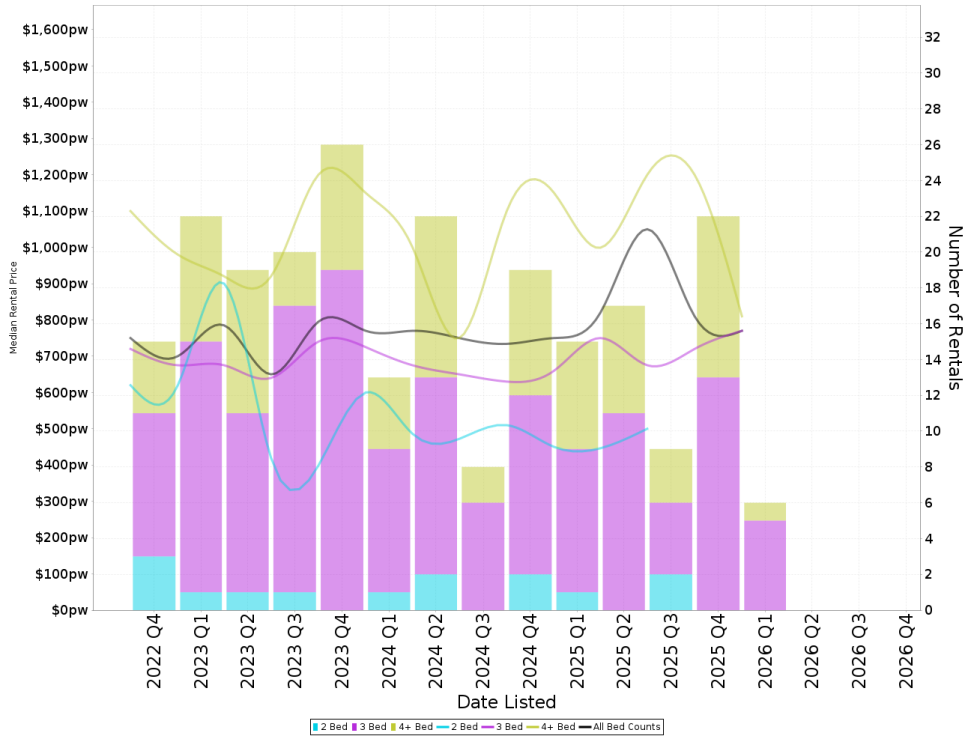

Suburb Sale Price Growth

-7.8%

Current Median Price: $1,332,500
Previous Median Price: $1,445,000
Based on 96 registered House sales compared over the last two rolling 12 month periods.

Suburb Rental Yield

+3.2%

Current Median Price: $1,332,500
Current Median Rent: $810
Based on 28 registered House rentals compared over the last 12 months.

Median Weekly Rents (Units)

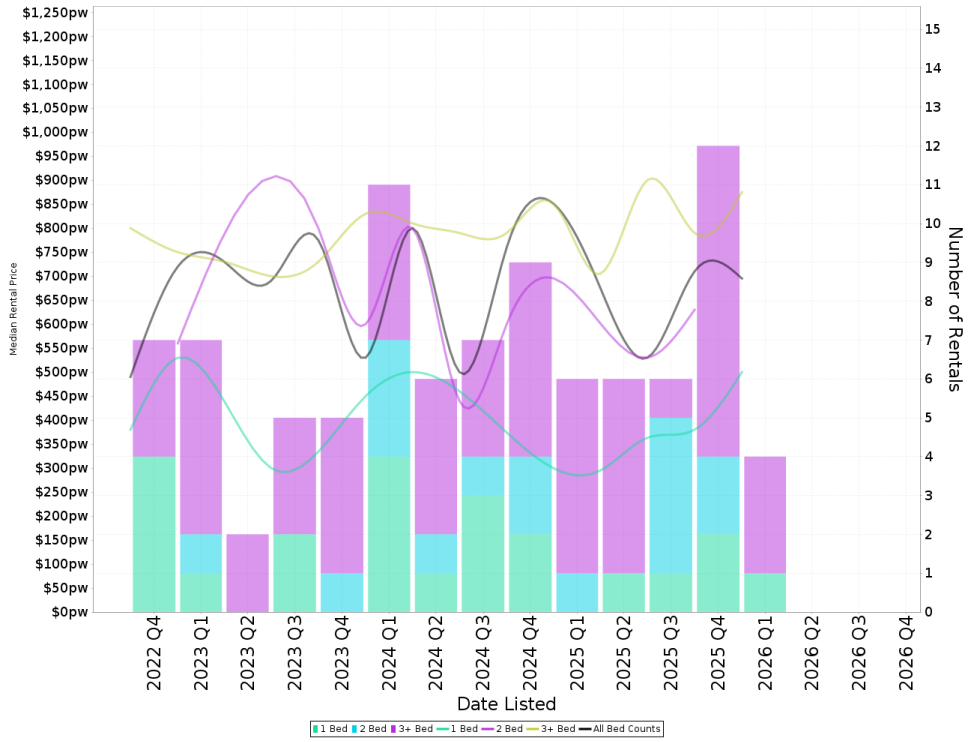

Suburb Sale Price Growth

-6.1%

Current Median Price: $1,068,000
Previous Median Price: $1,137,500
Based on 27 registered Unit sales compared over the last two rolling 12 month periods.

Suburb Rental Yield

+3.5%

Current Median Price: $1,068,000
Current Median Rent: $710
Based on 16 registered Unit rentals compared over the last 12 months.

Prepared on 08/10/2026 by Auction Advantage. © Property Data Solutions Pty Ltd 2026 (pricefinder.com.au)

The materials are provided as an information source only. © The Property Insights are Territory Data, which is the property of the Australian Capital Territory. No part of it may in any form or by any means (electronic, mechanical, microcopying, photocopying, recording or otherwise) be reproduced, stored in a retrieval system or transmitted without prior permission. Enquiries should be directed to: Manager, Customer Services, Environment and Planning Directorate, GPO Box 158, Canberra ACT 2601.

Auction Advantage

AINSLIE - Recently Sold Properties

Median Sale Price

$1.33m

Based on 38 recorded House sales within the last 12 months (Oct '25 - Sep '26)

Based on a rolling 12 month period and may differ from calendar year statistics

Suburb Growth

-7.8%

Current Median Price: $1,332,500
Previous Median Price: $1,445,000

Based on 96 recorded House sales compared over the last two rolling 12 month periods

Sold Properties

38

Based on recorded House sales within the 12 months (Oct '25 - Sep '26)

Based on a rolling 12 month period and may differ from calendar year statistics

191 DUFFY ST



30 SUTTOR ST



2/62 PATERSON ST



4 GOW ST



70 COWPER ST



7 HIGGINS CRES



35 TYSON ST



67 HANNAN CRES



13 CORROBOREE PARK

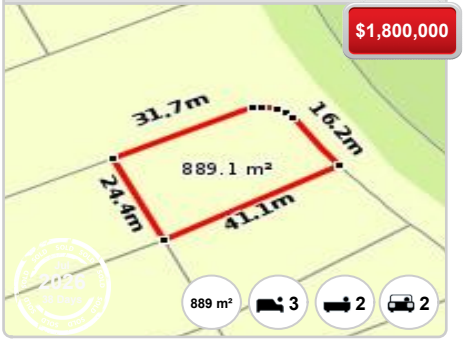

Prepared on 08/10/2026 by Auction Advantage. © Property Data Solutions Pty Ltd 2026 (pricefinder.com.au)

The materials are provided as an information source only. © The Property Insights are Territory Data, which is the property of the Australian Capital Territory. No part of it may in any form or by any means (electronic, mechanical, microcopying, photocopying, recording or otherwise) be reproduced, stored in a retrieval system or transmitted without prior permission. Enquiries should be directed to: Manager, Customer Services, Environment and Planning Directorate, GPO Box 158, Canberra ACT 2601.

Auction Advantage

220 DUFFY ST



30 ANGAS ST



1/11 CHAFFEY CRES



54 HAWDON ST

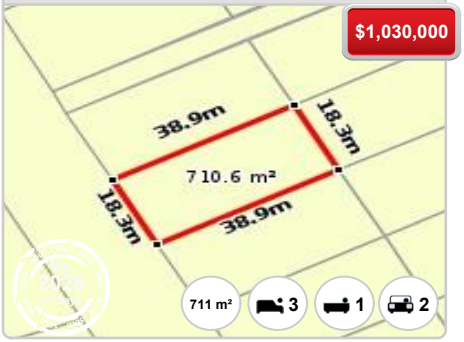

23 SHORTLAND CRES



24 HANNAN CRES



100 MAJURA AVE



73 EBDEN ST



1 HARGRAVES CRES



53 HANNAN CRES



11 CAMPBELL ST



17 OFFICER CRES



Prepared on 08/10/2026 by Auction Advantage. © Property Data Solutions Pty Ltd 2026 (pricefinder.com.au)

The materials are provided as an information source only. © The Property Insights are Territory Data, which is the property of the Australian Capital Territory. No part of it may in any form or by any means (electronic, mechanical, microcopying, photocopying, recording or otherwise) be reproduced, stored in a retrieval system or transmitted without prior permission. Enquiries should be directed to: Manager, Customer Services, Environment and Planning Directorate, GPO Box 158, Canberra ACT 2601.

Auction Advantage

AINSLIE - Properties For Rent

Median Rental Price

$810 /w

Based on 28 recorded House rentals within the last 12 months (Oct '25 - Sep '26)

Based on a rolling 12 month period and may differ from calendar year statistics

Rental Yield

+3.2%

Current Median Price: $1,332,500
Current Median Rent: $810

Based on 38 recorded House sales and 28 House rentals compared over the last 12 months

Number of Rentals

28

Based on recorded House rentals within the last 12 months (Oct '25 - Sep '26)

Based on a rolling 12 month period and may differ from calendar year statistics

109 HANNAN PLACE



182 MAJURA AVENUE

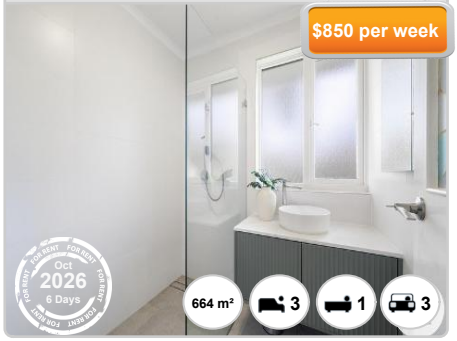

59 DUFFY STREET



Prepared on 08/10/2026 by Auction Advantage. © Property Data Solutions Pty Ltd 2026 (pricefinder.com.au)

The materials are provided as an information source only. © The Property Insights are Territory Data, which is the property of the Australian Capital Territory. No part of it may in any form or by any means (electronic, mechanical, microcopying, photocopying, recording or otherwise) be reproduced, stored in a retrieval system or transmitted without prior permission. Enquiries should be directed to: Manager, Customer Services, Environment and Planning Directorate, GPO Box 158, Canberra ACT 2601.

Auction Advantage

Age of Population (2021)

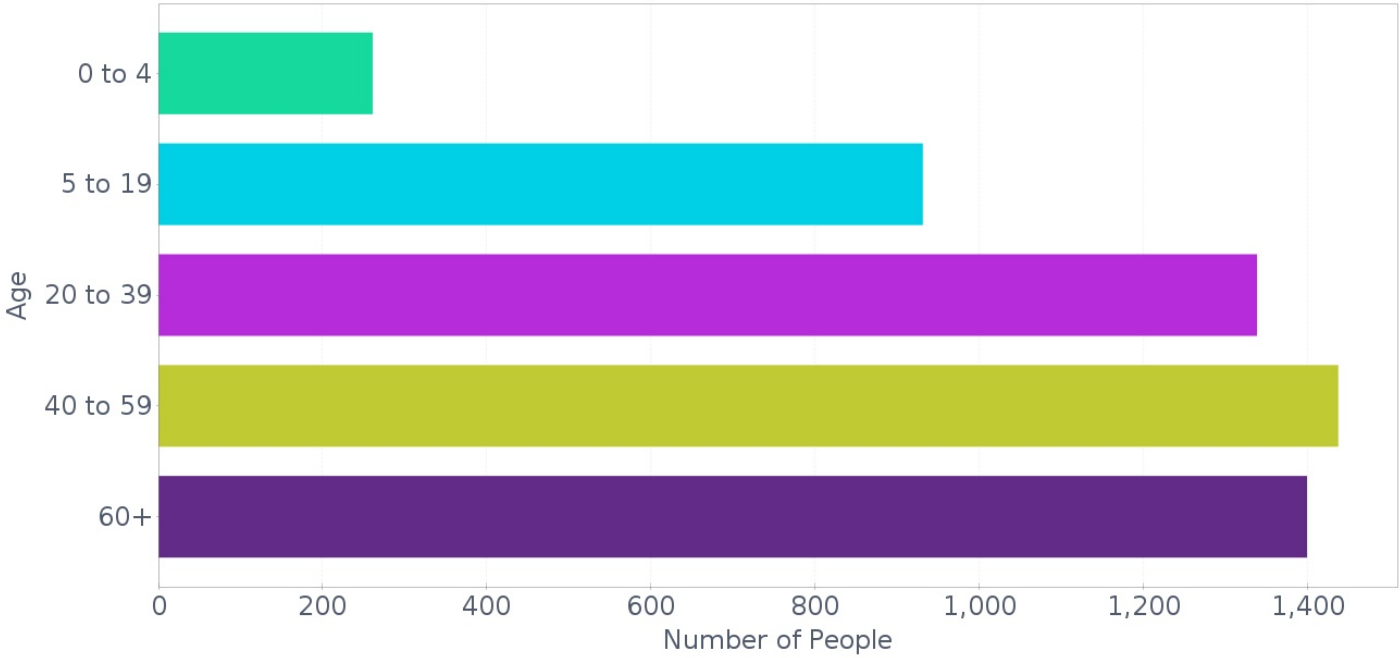

Family Composition (2021)

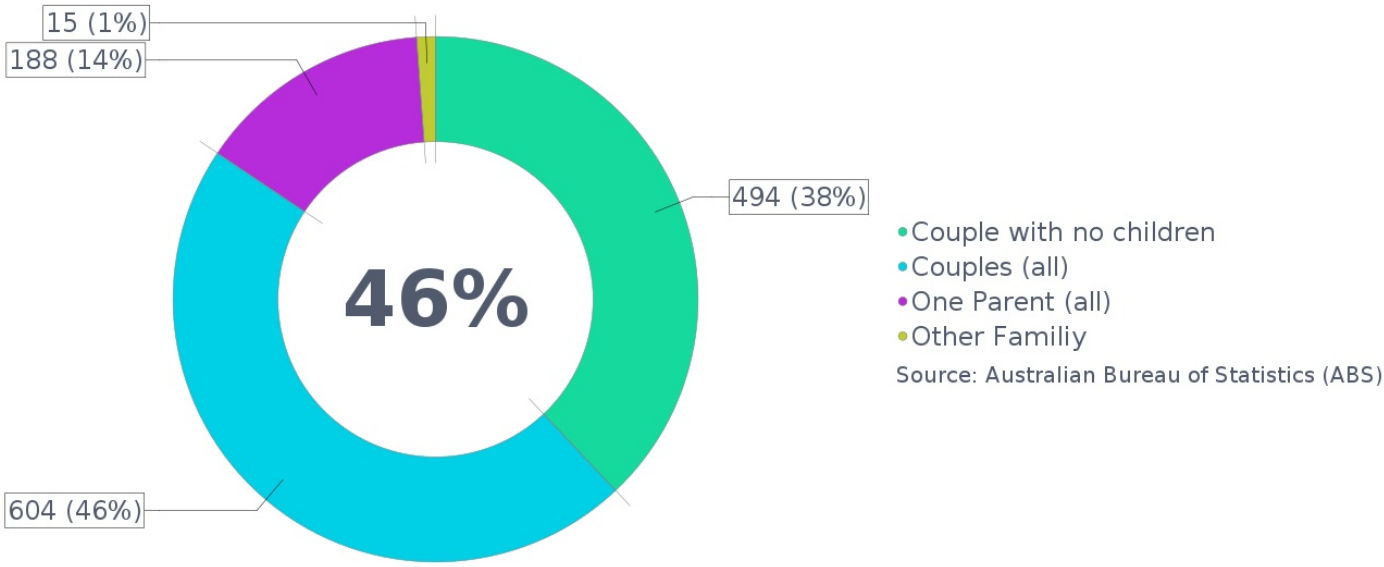

Prepared on 08/10/2026 by Auction Advantage. © Property Data Solutions Pty Ltd 2026 (pricefinder.com.au)

The materials are provided as an information source only. © The Property Insights are Territory Data, which is the property of the Australian Capital Territory. No part of it may in any form or by any means (electronic, mechanical, microcopying, photocopying, recording or otherwise) be reproduced, stored in a retrieval system or transmitted without prior permission. Enquiries should be directed to: Manager, Customer Services, Environment and Planning Directorate, GPO Box 158, Canberra ACT 2601.

Auction Advantage

Dwelling Structure (2021)

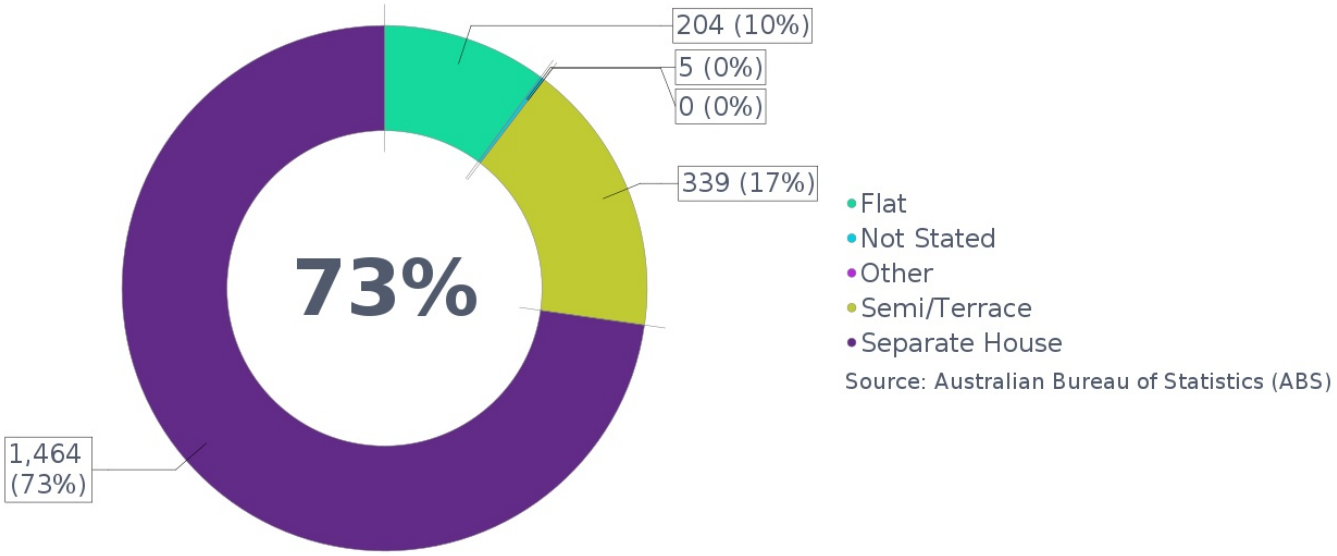

Home Ownership (2021)

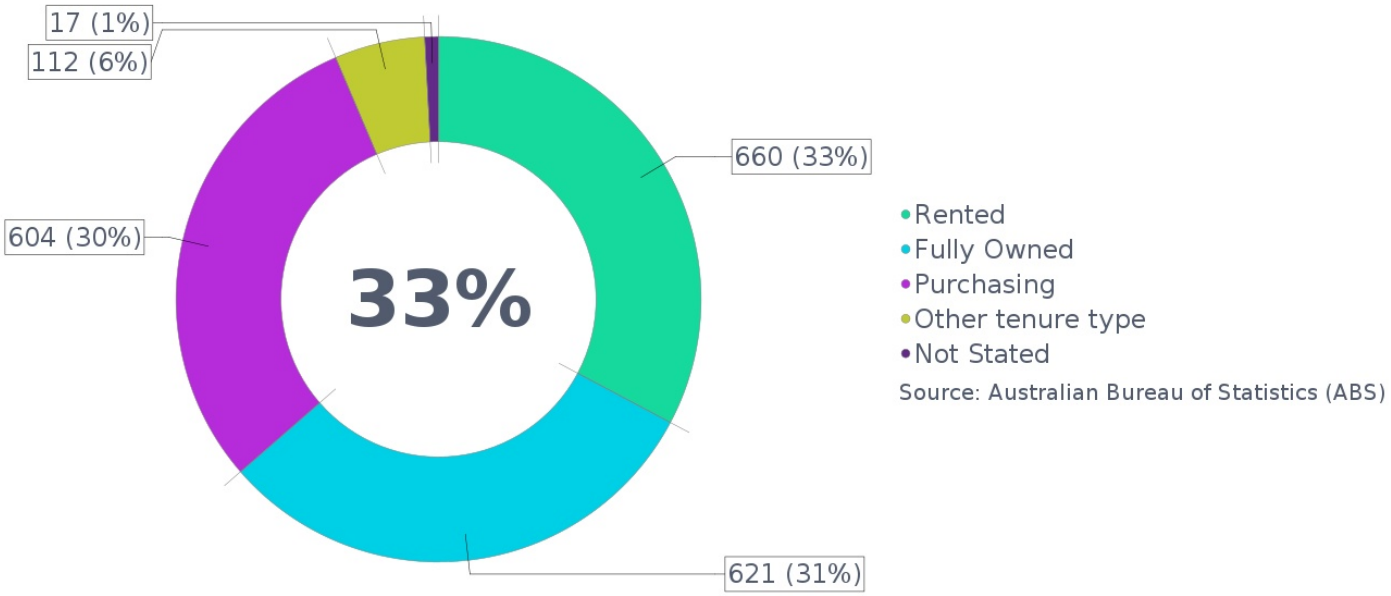

Prepared on 08/10/2026 by Auction Advantage. © Property Data Solutions Pty Ltd 2026 (pricefinder.com.au)

The materials are provided as an information source only. © The Property Insights are Territory Data, which is the property of the Australian Capital Territory. No part of it may in any form or by any means (electronic, mechanical, microcopying, photocopying, recording or otherwise) be reproduced, stored in a retrieval system or transmitted without prior permission. Enquiries should be directed to: Manager, Customer Services, Environment and Planning Directorate, GPO Box 158, Canberra ACT 2601.

Auction Advantage

Home Loan Repayments - Monthly (2021)

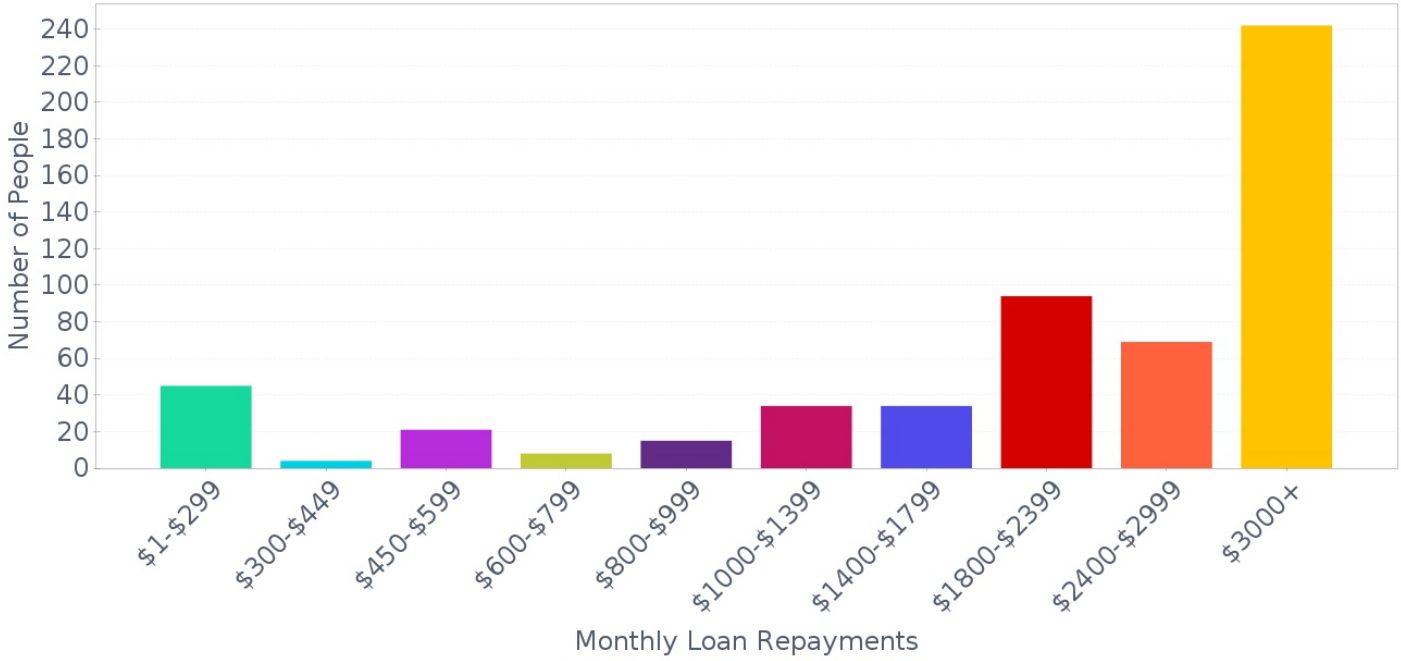

Rent Payments - Weekly (2021)

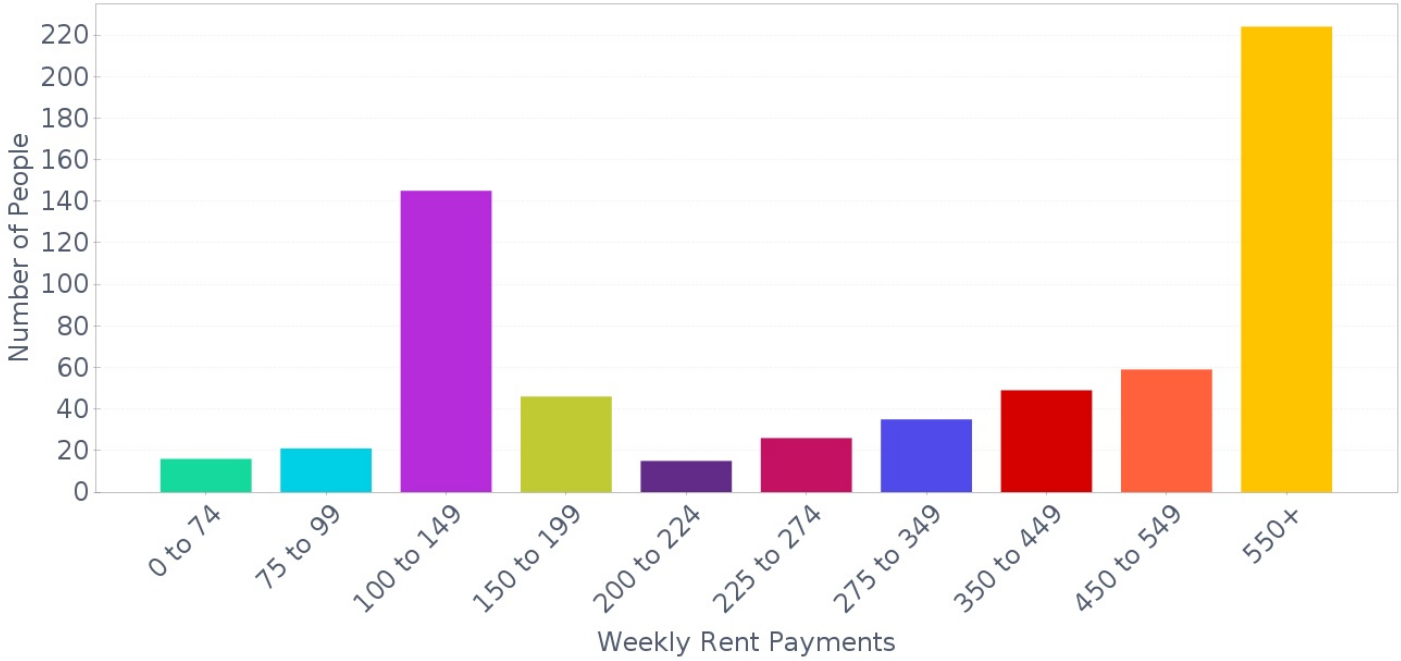

Prepared on 08/10/2026 by Auction Advantage. © Property Data Solutions Pty Ltd 2026 (pricefinder.com.au)

The materials are provided as an information source only. © The Property Insights are Territory Data, which is the property of the Australian Capital Territory. No part of it may in any form or by any means (electronic, mechanical, microcopying, photocopying, recording or otherwise) be reproduced, stored in a retrieval system or transmitted without prior permission. Enquiries should be directed to: Manager, Customer Services, Environment and Planning Directorate, GPO Box 158, Canberra ACT 2601.

Auction Advantage

Household Income - Weekly (2021)

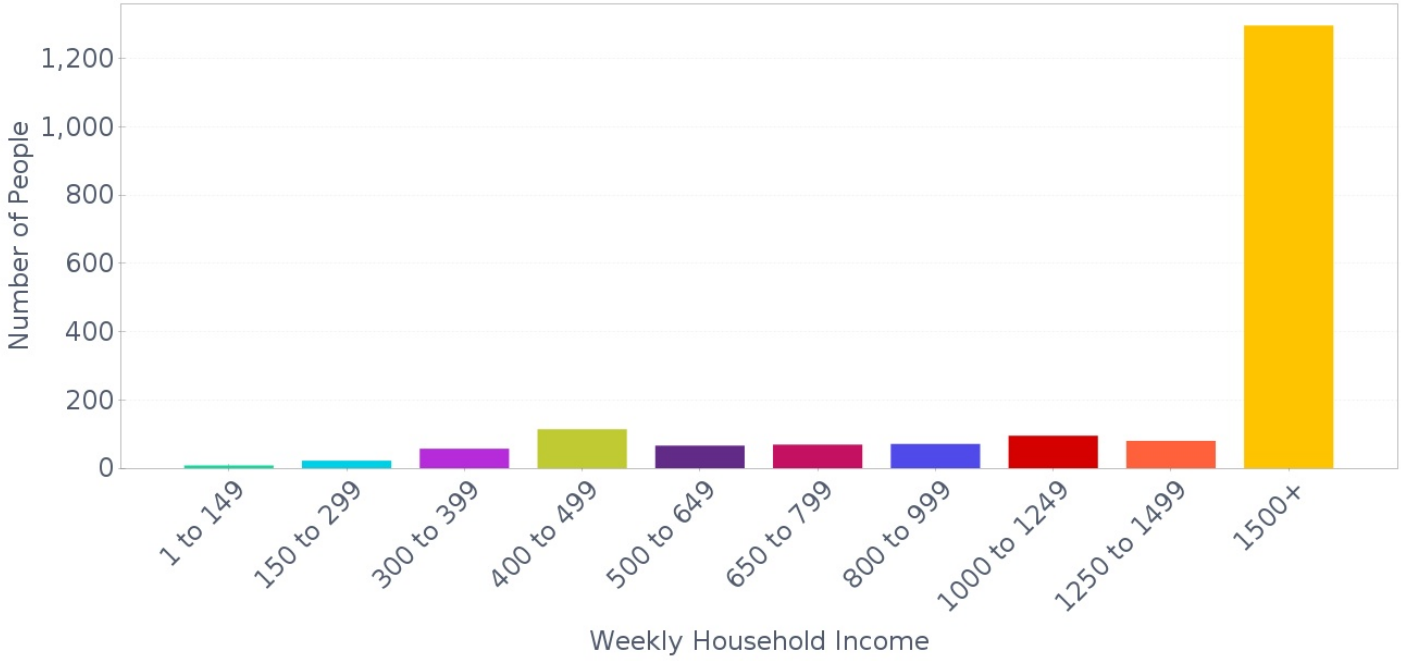

Prepared on 08/10/2026 by Auction Advantage. © Property Data Solutions Pty Ltd 2026 (pricefinder.com.au)

The materials are provided as an information source only. © The Property Insights are Territory Data, which is the property of the Australian Capital Territory. No part of it may in any form or by any means (electronic, mechanical, microcopying, photocopying, recording or otherwise) be reproduced, stored in a retrieval system or transmitted without prior permission. Enquiries should be directed to: Manager, Customer Services, Environment and Planning Directorate, GPO Box 158, Canberra ACT 2601.

Auction Advantage

Non-School Qualification: Level of Education (2021)

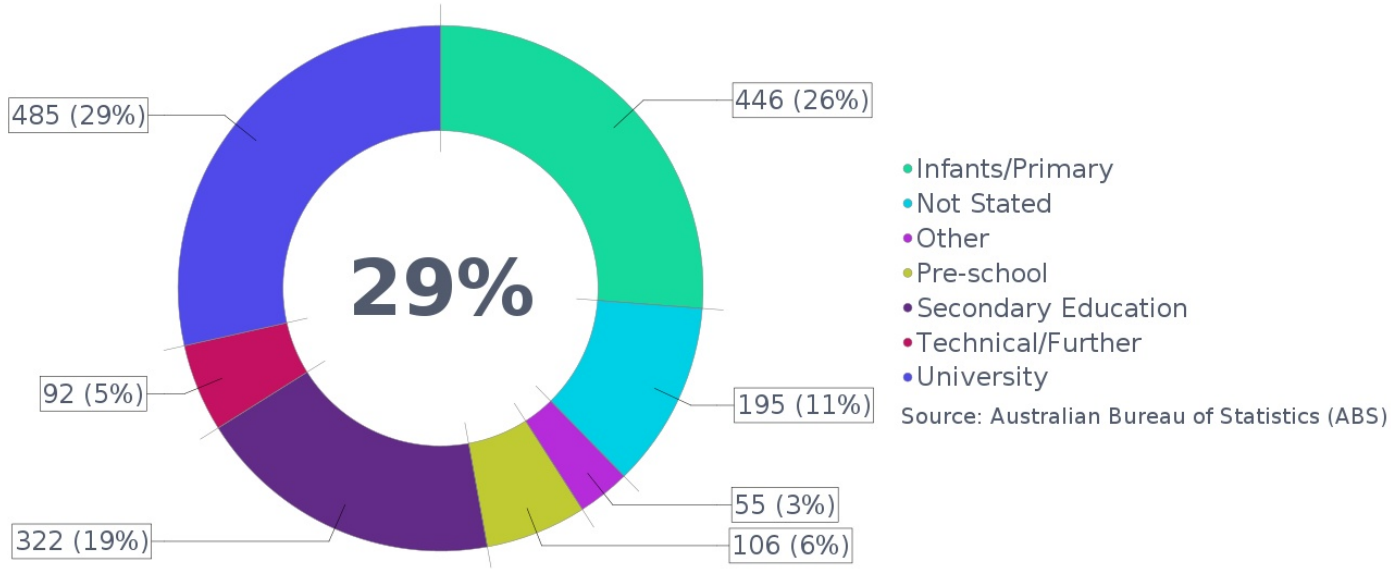

Occupation (2021)

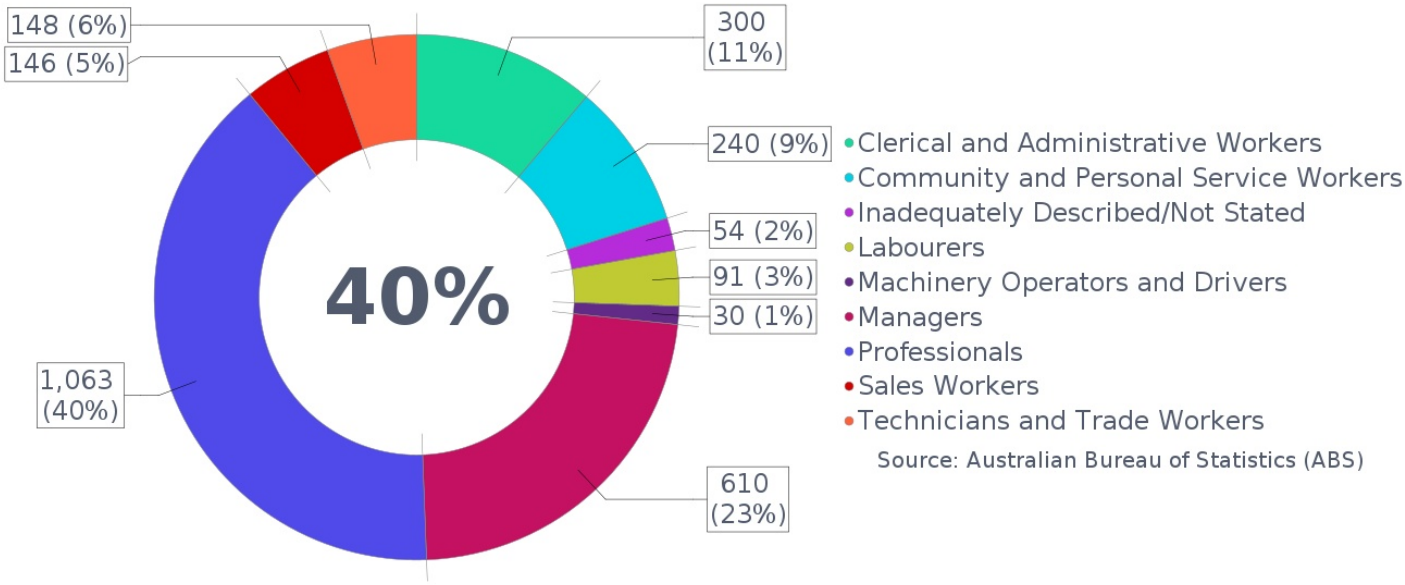

Prepared on 08/10/2026 by Auction Advantage. © Property Data Solutions Pty Ltd 2026 (pricefinder.com.au)

The materials are provided as an information source only. © The Property Insights are Territory Data, which is the property of the Australian Capital Territory. No part of it may in any form or by any means (electronic, mechanical, microcopying, photocopying, recording or otherwise) be reproduced, stored in a retrieval system or transmitted without prior permission. Enquiries should be directed to: Manager, Customer Services, Environment and Planning Directorate, GPO Box 158, Canberra ACT 2601.

Auction Advantage

Employment (2021)

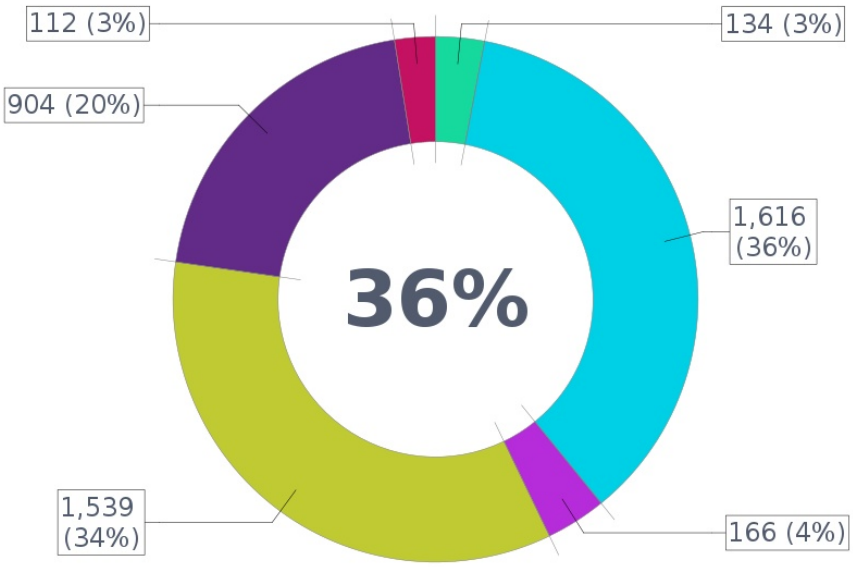

- Employed: away from work
- Full-Time
- Labour force status not stated
- Not in the labour force
- Part-Time
- Unemployed

Source: Australian Bureau of Statistics (ABS)

Method of Travel to Work (2021)

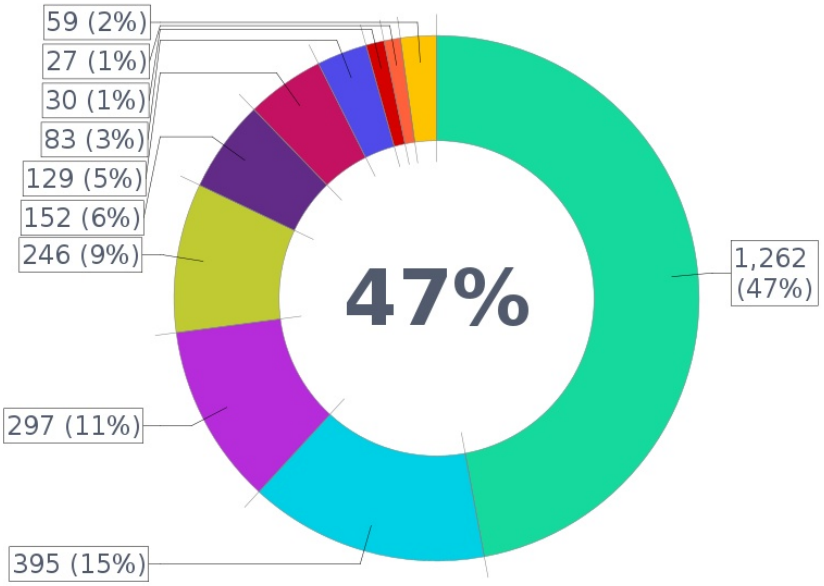

- Car (driver)
- Worked at home
- Did not go to work
- Bicycle
- Walked only
- Car (Pas.)
- Bus
- Motorbike/scooter
- Other two
- Other Categories

Source: Australian Bureau of Statistics (ABS)

Prepared on 08/10/2026 by Auction Advantage. © Property Data Solutions Pty Ltd 2026 (pricefinder.com.au)

The materials are provided as an information source only. © The Property Insights are Territory Data, which is the property of the Australian Capital Territory. No part of it may in any form or by any means (electronic, mechanical, microcopying, photocopying, recording or otherwise) be reproduced, stored in a retrieval system or transmitted without prior permission. Enquiries should be directed to: Manager, Customer Services, Environment and Planning Directorate, GPO Box 158, Canberra ACT 2601.